



Nevada Northern Railway Foundation

A Nevada 501 (c) 3 Non-Profit Corporation

Depot: 1100 Avenue A, Ely, Nevada 89301

Mailing Address: PO Box 150040, Ely, Nevada 89315

Voice: (775) 289-2085 • Web: www.nnry.com • E-mail: info@nnry.com

Monthly Operations Report for December 2024

1. Locomotive Status – No change
 - a. Locomotives in service: #109, 204, 310, 801, Wrecking Crane A & Rotary B.
 - b. Locomotive 81 is out-of-service with running gear and boiler issues. The staff and volunteers have done incredible work on Locomotive 81. The Federal Railroad Administration was here and passed all of the boiler repairs.
 - c. Locomotive 93 is out of service with spring rigging issues.
 - d. Locomotive 40 is out of service for her heavy repairs. We have started on her repairs; she will be out of service until 2025.
 - e. Locomotives out of service needing moderate repairs: #201 and #802
 - f. Locomotives waiting funding for restoration: Steptoe Valley Smelting and Mining #309 and Rotary Snowplow B (for boiler overhaul.)
 - g. Locomotives out of service needing heavy repairs #80 and the military locomotives.
3. Rolling Stock Status – No Change
 - a. Passenger equipment in service: #07, #08, #09, Flatcar #23, Baggage/RPO #20, Outfit Car #06.
 - b. Passenger Coach 5 in for painting.
 - c. Passenger equipment out of service: #10, #2 and #05 needing heavy repairs.
 - d. Caboose in service: #3 and #22 are operational.
 - e. Caboose out service: #5 and #6. Caboose #6 needs a 50-year waiver.
4. Track Status – No change
 - a. Keystone Branch is open.
 - b. Adverse Branch is open.
 - c. Museum Branch is open.
5. Ridership and Ticket Sales – Updated
 - a. In November, we carried 2,431 passengers, this was an increase of 2% compared to the previous year.
 - b. This year we carried 15,217 passengers, this was a decrease of 12% compared to the previous year.
 - c. Since operations began in 1987, we have carried 379,922 passengers.
6. Economic Impact – The average non-gaming & gaming daily expenditure per overnight visitor \$170. Economic impact for December 2024 was $2,431 \times 80\% \times 170 = \$330,616$.

Award Winning Destination

Best Adrenaline Rush in Rural Nevada – 2020

Best Historic Railroad of the West – 2023, 2022

Best Museum in Rural Nevada – 2022, 2020, 2017, 2016, 2014, 2013, 2010, 2009, 2008

Trip Advisor Certificate of Excellence – 2023, 2022, 2021, 2020, 2019, 2018, 2017, 2016, 2015, 2014

Best Place to Take the Kids in Rural Nevada - 2020, 2019, 2018, 2015, 2014, 2013, 2012, 2011, 2010, 2009, 2008, 2007

Economic impact year to date was $15,217 \times 80\% \times 170 = \$2,069,512$

These numbers only reflect the economic impact of our train passengers and does not include visitors who did not ride the train.


7. Social Media: Our reach on social media continues to expand:

- a. Our Facebook views was 2,128,621.
- b. Our Facebook reach last month was 915,048.
- c. We have 135,400 page likes.
- d. 201,800 people follow our page.

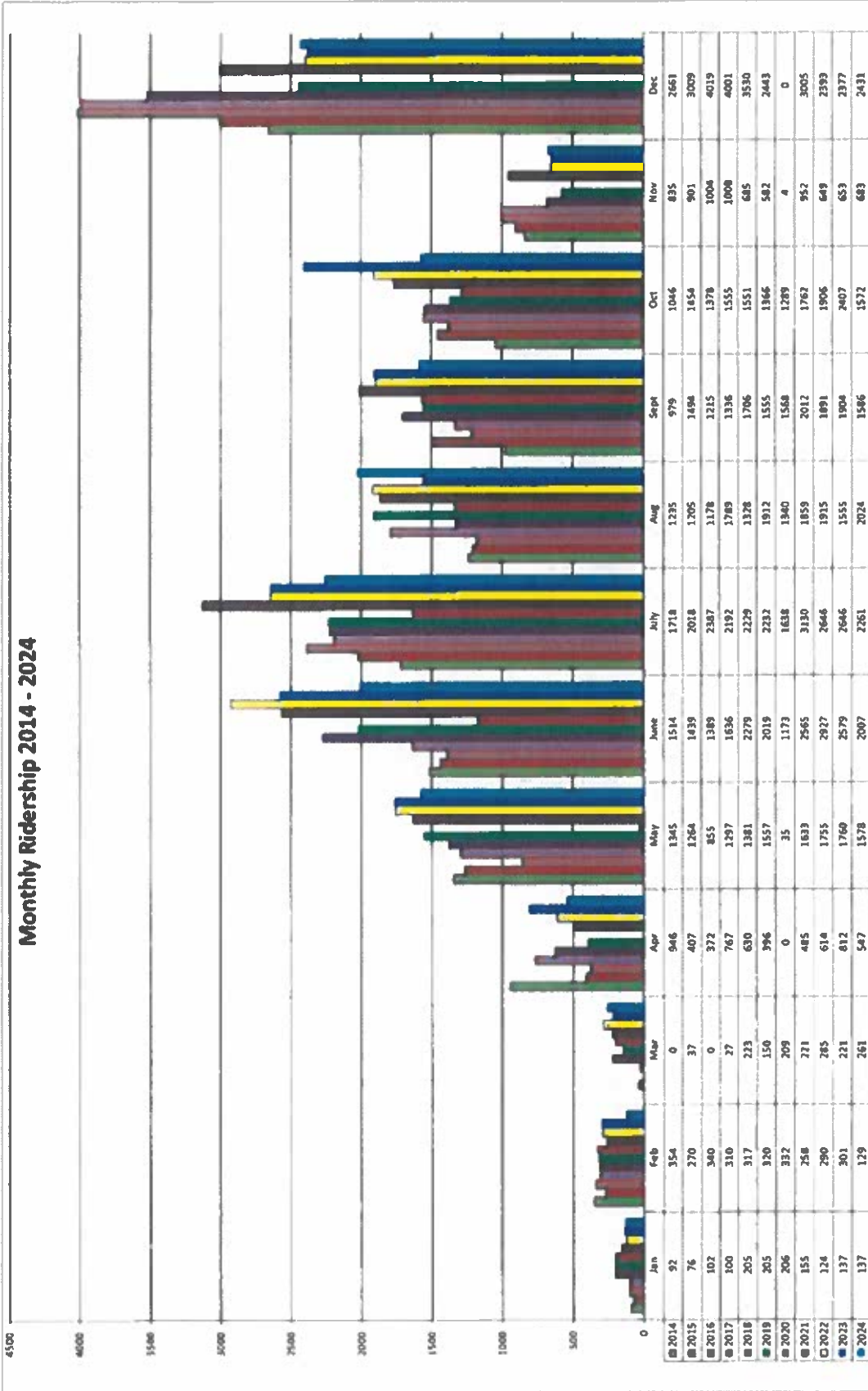
8. Doodlebug

The Foundation was able to purchase a 1930 Brill, gasoline powered Doodlebug. A Doodlebug is a self-propelled railroad passenger car that was used by railroads on branch lines with low ridership. The Nevada Northern Railway considered purchasing one in the 1930s but never did. A restored car came up and the Foundation was able to raise the purchase price.

The car can be operated from either end. It is powered by a Big Block Chevy V-8. We plan to use it on days where our ridership is light and to offer special Doodlebug excursions. We believe this will be quite the asset to our operation.



Monthly Ridership 2014 - 2024

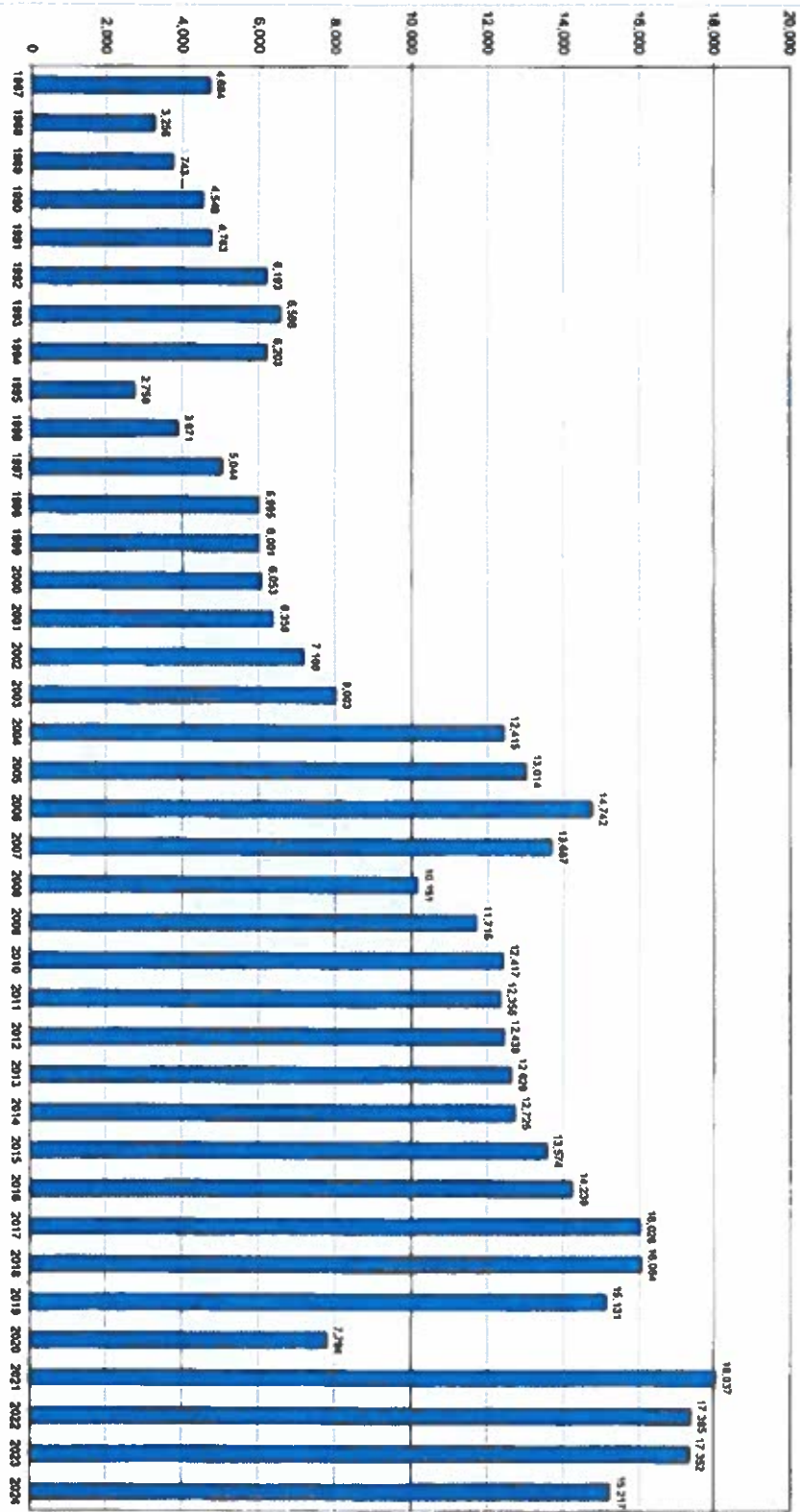


Total Ridership

1987 - 2024

379,922 Passengers

Through December 31, 2024



O'Flaherty Plumbing & Heating
 965 S Pioche Hwy
 Ely, Nevada 89301
 775 289 2801
oflahertyph@gmail.com

Nevada SCB Licenses: #14980, 36178, 3543 & 37277

11/22/2024

Bell Ave Adjusted Amounts

Item	Description	Unit Price	Additional Amount
#2	12" Pipe Ordered 60' extra used 40'	\$306.00	\$12,240.00
#4	6" C900 additional 20'	\$300.00	\$6,000.00
#6	12" valve additional cost \$122.00 + Restraint gland \$388.00	Cost sales tax 15% mark up \$9.50 + \$19.50 +\$30.00 + \$63.00	\$151.00 \$481.00 \$7,742.00 total
#9	Cal Ranch fire line x 1	\$9,267.00	\$9,267.00
#11	Add two services Chachas and South Street Chachas - 24' + South Street - 18' = 42'	\$185.00	\$7,770.00
#12	Meter Pit x 2	\$3,330.00	\$6,660.00
#18	Add 40' - 12" round + 42' - ¾ service = 20' - fire line = 102' 102' x 3 x 1 = 306 <i>Sq Ft</i>	\$3.00	<u>\$918.00</u>
		Subtotal:	\$50,597.00
	Extra - 1 ½ Service line		<u>\$24,297.00</u>
		Total:	\$74,897.00

Cal Ranch 1 ½ Service line:

Materials

Qty	Description	Amount
1	2" SS plug	\$23.60
1	1 ¼" galv 45	12.26
	Type II 40x3x1 = 120 x \$3.00	360.00
	Bedding sand 40x3x1 = 120 x \$3.00	360.00
1	Concrete valve box and lid	121.00
1	4" SDR cleanout	29.48
1	4" SDR coupling	6.01
2ft	4" SDR pipe	<u>6.68</u>
	Subtotal	\$919.03
	Sales tax	<u>70.99</u>
		\$990.02
	15% mark up	<u>148.50</u>
	Total Materials:	\$1,138.52

Cal Ranch Equipment 1 ½ water line

Excavator	2 days	\$478.00 x 2	\$956.00
Loader	1 day	478.00 x 1	478.00
Skid Steer	2 days	270.00 x 2	540.00
Concrete saw	1 day	175.00 x 1	175.00
Compactor	2 days	125.00 x 2	250.00
Dumptruck	2 days	200.00 x 2	400.00
Compressor & Hammer	1 day	175.00 x 1	<u>175.00</u>
	Total Equipment:		\$2,974.00

Cal Ranch 1 ½ water line

Labor

Ryan	15 hr x \$180.00	\$2,700.00
Justin	18 hr x 180.00	3,240.00
Mike	20 hr x 160.00	3,200.00
Matt	27.5 hr x 170.00	4,675.00
Doug	23.5 hr x 160.00	<u>3,760.00</u>
	Total Labor	\$17,575.00

Equipment	\$2,974.00
Concrete	\$1,641.00
Materials	\$1,139.00
Tim Norton	\$700.00
Heated Blankets	<u>\$250.00</u>
Total	\$24,279.00

*** Additional Restraints, and asphalt.

Wage determination:

	Operator	Laborer
Bacon Davis wage	\$82.12	\$66.00
Payroll taxes 21%	17.24	17.24
Small tools and fuel 4%	<u>1.64</u>	<u>1.64</u>
	\$101.00	\$84.88
Overhead	38.23	38.23
Truck	<u>20.00</u>	<u>20.00</u>
	\$159.23	\$143.11
15%	<u>23.88</u>	<u>28.62</u>
	\$183.11	\$171.73